WITHOUT JOD DIAL MAINBOARD

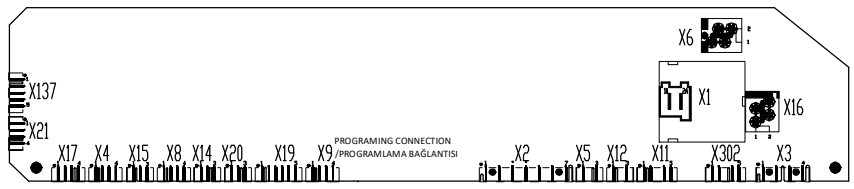

WITH JOD DIAL MAINBOARD

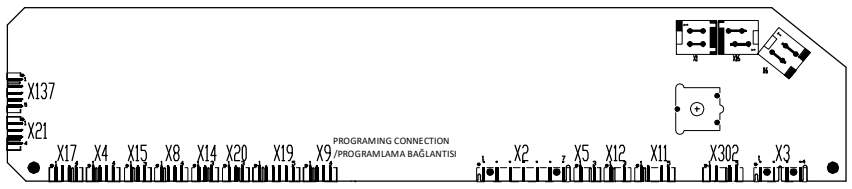

Mainboard Supply Connections
/Anakart Besleme Bağlantıları

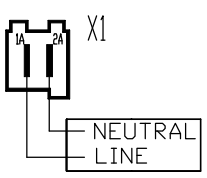

Resistance Connections
/Rezistans Bağlantıları

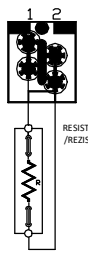

* PTC Door Lock Connections
/Termal Kapı Bağlantıları

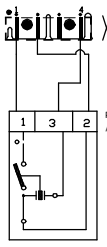

* Solenoid Door Lock Connections
/Solenoid Kapı Kilidi Bağlantıları

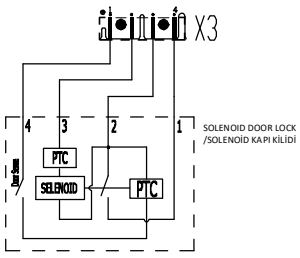

* Floating Hook Door Lock Connections
/Floating Hook Kapı Kilidi Bağlantıları

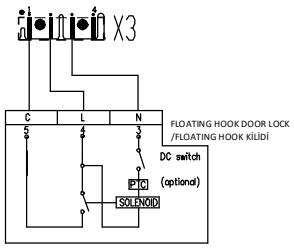

Water Drain Pump Connections
/Su Boşaltma Pompası Bağlantıları

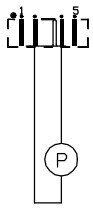

P : Water Drain Pump / Su Boşaltma Pompası

Cold Water Valve Connections
/Soğuk Su Valfi Bağlantıları

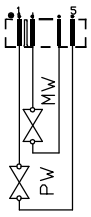

MW : Main-Wash Valve / Ana Yıkama Valfi
PW : Pre-Wash Valve / Ön Yıkama Valfi

* Circulation Pump Connections
/Sirkülasyon Pompası Bağlantıları

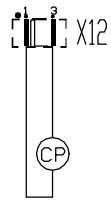

CP : Circulation Pump / Sirkülasyon Pompası

* Hot Water Valve Connections
/Sıcak Su Valfi Bağlantıları

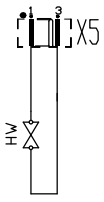

HW : Hot Water Valve / Sıcak Su Valfi

* Door Light Connections
/Kapı Aydınlatma Bağlantıları

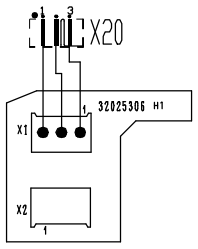

* Drum Light Connections
/Tambur Aydınlatma Bağlantıları

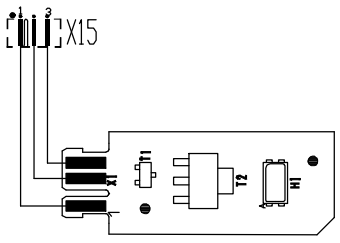

* Wifi Module Connections
/Wifi Modülü Bağlantıları

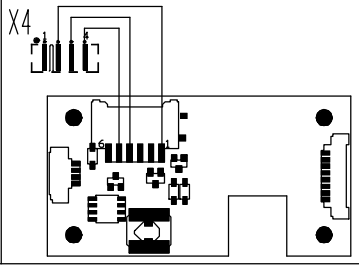

EPS&NTC Connections
/EPS&NTC Bağlantıları

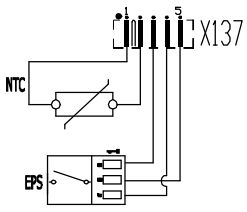

NTC: Temperature Sensor / Sıcaklık Sensörü
EPS : Electronic Pressure Switch / Elektronik Basınç Sensörü

* T0-T1-T2 User Interface Card
/T0-T1-T2 Kullanıcı Arayüz Kartı

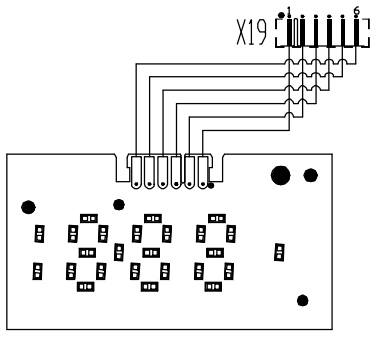

NOTE / NOT:

The Led numbers change depends on T0, T1 or T2 user interface card.
/ Led sayıları T0, T1 veya T2 arayüz kartına bağlı olarak değişmektedir.

* T3 User Interface Card
/T3 Kullanıcı Arayüz Kartı

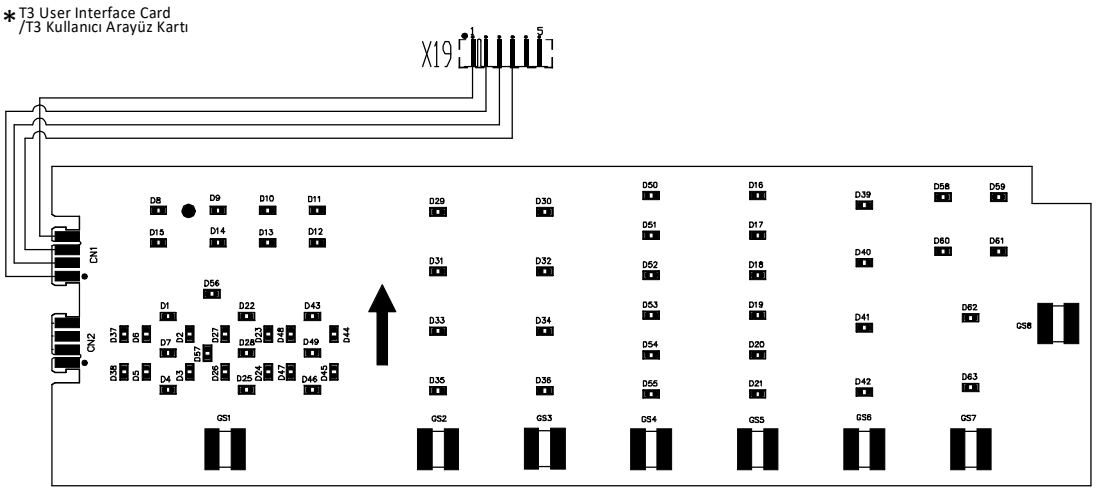

Notes: The optional connections marking with * change according to product properties.
Please see the page 2 for other connections.

Notlar: Yıldızla belirtilen opsiyonel bağlantılar ürün özelliklerine göre değişmektedir.
Diğer bağlantılar için ikinci sayfaya bakınız.

Herhangi bir degisiklikte, etkilenen diger parcalar urun agaclari yolu ile bulunup gerekli degisiklikler yapılmalıdır
Apply the required revisions on other related parts by locating through BOM lists

NO ITEM	NOTES / ACIKLAMALAR	CHANGE NO DEGNO	CHANGE DATE DEGTARIHI	CHANGED BY DEGYAPAN	CHECKED BY KONTROL EDEN	APPROVED BY ONAYLAYAN
-	-	-	-	-	-	-

DOGRUSAL TOLERANSLAR LINEAR TOLERANCES	ADI-SOYADI NAME-SURNAME	İMZA SIGNATURE	RESIM NO: DRAWING NO: VWM-10672-00 / YAYIN TARIHI: ISSUE DATE: 27.08.2020
CIZEN DRAWN BY	Y. Emre ÖZCAN		PARÇA KODU: PART CODE: -
GEOMETRIK TOLERANSLAR GEOMETRIC TOLERANCES	KONTROL EDEN CHECKED BY	NAZLI KOÇ	PARÇA ADI: T Serisi Elektriksel Baglanti Semasi / PART NAME: T Series Wiring Diagram
ACISAL TOLERANSLAR ANGULAR TOLERANCES	ONAYLAYAN APPROVED BY	MURAT UGURLU	
	MALZEME MATERIAL	&malzeme	

GENEL TOLERANSLAR GENERAL TOLERANCES

VESTEL
BEYAZ ESYA SAN. VE TIC. A.Ş.
MANISA/TURKIYE

ÖLÇEK SCALE — DRAWING SCALE
SAYFA/TAMAMI: SHEET/TOTAL: 1 / 1

Tüm parça ve malzemeler, 2002/95/EC RoHS direktifine (elektrikli ve elektronik eşyalarda bazı zararlı maddelerin kullanılmasına dair yönetmelik) uygun olmalıdır. / All parts and materials must comply with directive 2002/95/EC (RoHS) on the restriction of the use of certain hazardous substances in electrical and electronic equipment.

Tüm ambalaj parça ve malzemeleri ambalaj atıklarının kontrolü yönetmeliğine uygun olmalıdır. / All packaging parts and materials must comply with directive 94/62/EC on packaging and packaging waste.

Form No:03-01/FR210
Rev./Tarih:02/14.05.09

Numune kabulünde kontrol edilecek ölçüler
Dimensions to be checked during sample assumption
Her seviyeyte ve numune kabulünde ÖÜK-GKY'ya rapor edilecek ölçüler
Bu ölçüler güvenlikle ilgili kritik ölçüleri de kapsar.
Dimensions to be reported ÖÜK-GKY every dispatch and sample assumption
These dimensions also include critical safety dimensions.
Ölçüler mm cinsindendir.
Dimensions are in mm.
KESİM VEZİNİNİN ÖLÇÜ ALMAYINIZ
DO NOT SCALE DRAWING
This drawing contains confidential information and is the property of VESTEL Beyaz Eşya Sanayi ve T.A.Ş. without whose permission it may not be copied, shown or handed to a third party or otherwise used and it is to be returned promptly upon request to the design owner, who is responsible for the drawing.
Bu dokuman gizli bilgiler içermektedir.Dokümanın VESTEL Beyaz Eşya Sanayi ve T.A.Ş.'nin yazılı izni olmadan kopyalanması,yayınlanması, kullanılması,3. şahıslara gösterilmesi/verilmesi, kullanılmaması yasaktır. Eğer gerekli ise dokümanın sorumlusundan izin alınması gerekmektedir.

* T2 Touch User Interface Card
/ T2 Touch Kullanıcı Arayüz Kartı

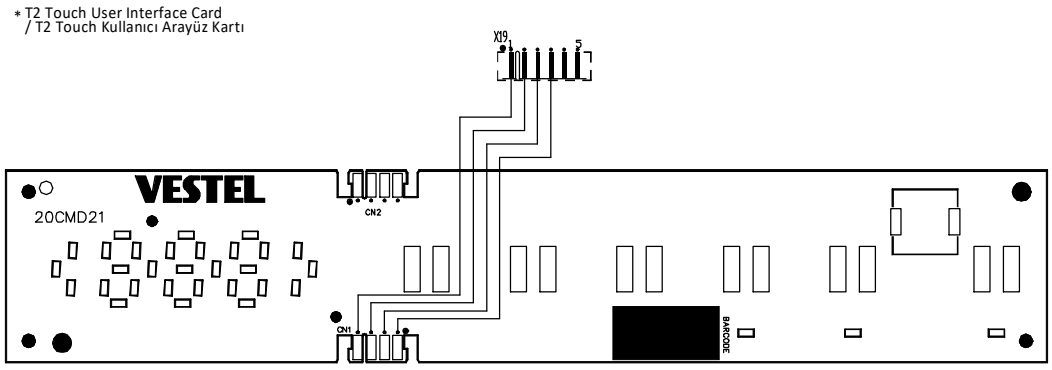

* HP Supply by the EGO Mainboard
/EGO Anakarta Göre HP Beslemesi

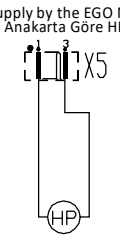

HP : Hydroboost Pump / Hydroboost Pompası

* HP Supply by the VESTEL Mainboard
/VESTEL Anakarta Göre HP Beslemesi

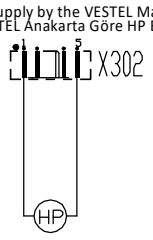

HP : Hydroboost Pump / Hydroboost Pompası

* ION Generator Connections
/Iyon Jeneratörü Bağlantıları

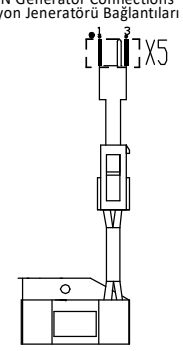

* AC Motor Connections
/AC Motor Bağlantıları

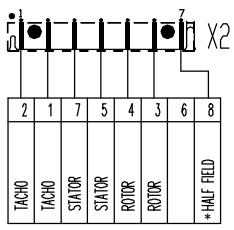

AC Motor
/AC Motor

* DC Motor Connections
/DC Motor Bağlantıları

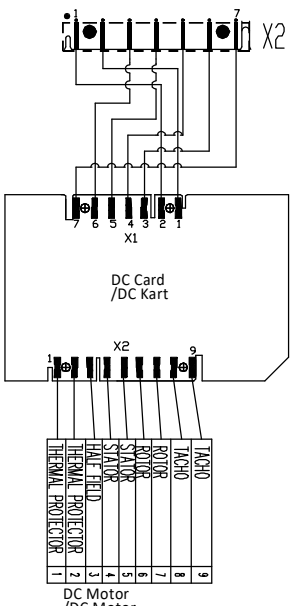

DC Motor
/DC Motor

* VESTEL BLDC Card Connections With Indirect Connector
/İndirekt Konektörlerle VESTEL BLDC Kart Bağlantıları

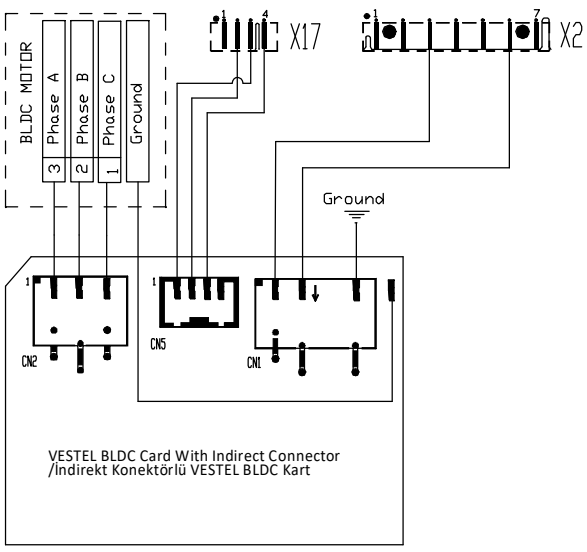

VESTEL BLDC Card With Indirect Connector
/İndirekt Konektörlü VESTEL BLDC Kart

* EGO&VESTEL BLDC Card Connections With Edge Connector
/Yan Konektörlerle EGO&VESTEL BLDC Kart Bağlantıları

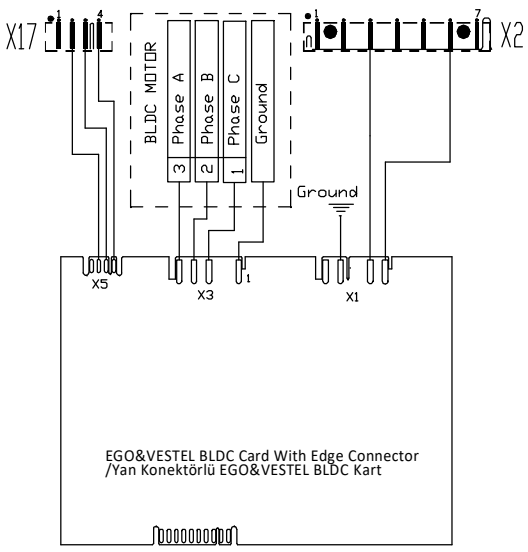

EGO&VESTEL BLDC Card With Edge Connector
/Yan Konektörlü EGO&VESTEL BLDC Kart

* Dryer Card Connections
/Kurutucu Kartı Bağlantıları

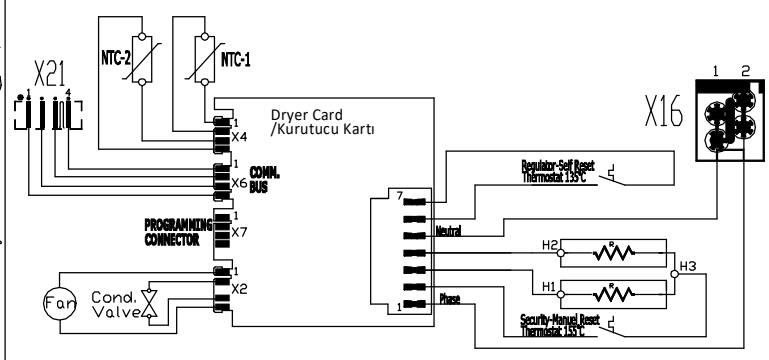

* Pyrojet Card Connections
/Pyrojet Kartı Bağlantıları

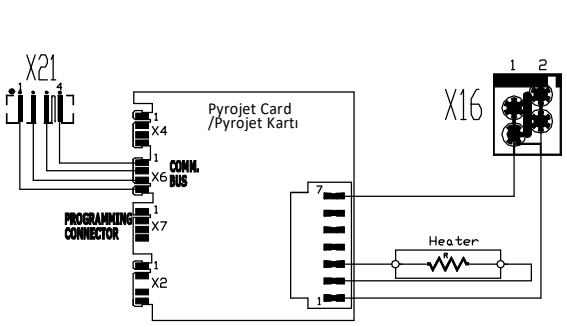

* Steam Generator Card Connections
/Buhar Jeneratörü Kartı Bağlantıları

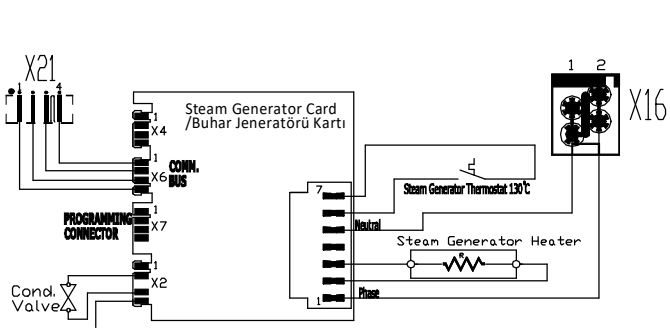

Form No:03-01/FR210
Rev./Tarih:02/14.05.09